

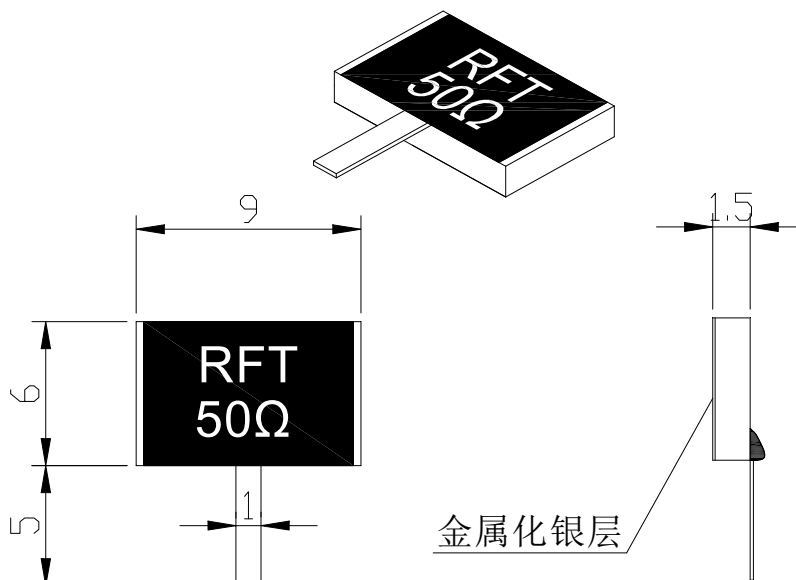


Leaded Termination

◆Features and Electrical specifications:

| | |
|-------------------------|--|
| Model | RFT50-100TJ0906C |
| Frequency Range | DC~8.0GHz |
| Power | 100 W |
| Resistance Range | 50 Ω |
| Resistance tolerance | ±5% |
| VSWR | 1.25 Max |
| Temperature coefficient | <150ppm/°C |
| Substrate material | BeO |
| Cap material | Medium |
| Lead | 99.99% Sterling silver |
| Resistance technology | Thick Film |
| Operating Temperature | -55 to +155°C (See de Power De-rating) |

◆Outline Drawing (Unit: mm/inch):



Lead length can be customized according to customer requirements

Dimensional tolerance: 5% unless otherwise stated

RFTYT Technology Co., LTD.

<http://www.rfyt.com>

E-mail: Jackson@rfyt.com

Cerman.wu@rfyt.com

TEL: +86-13088268828

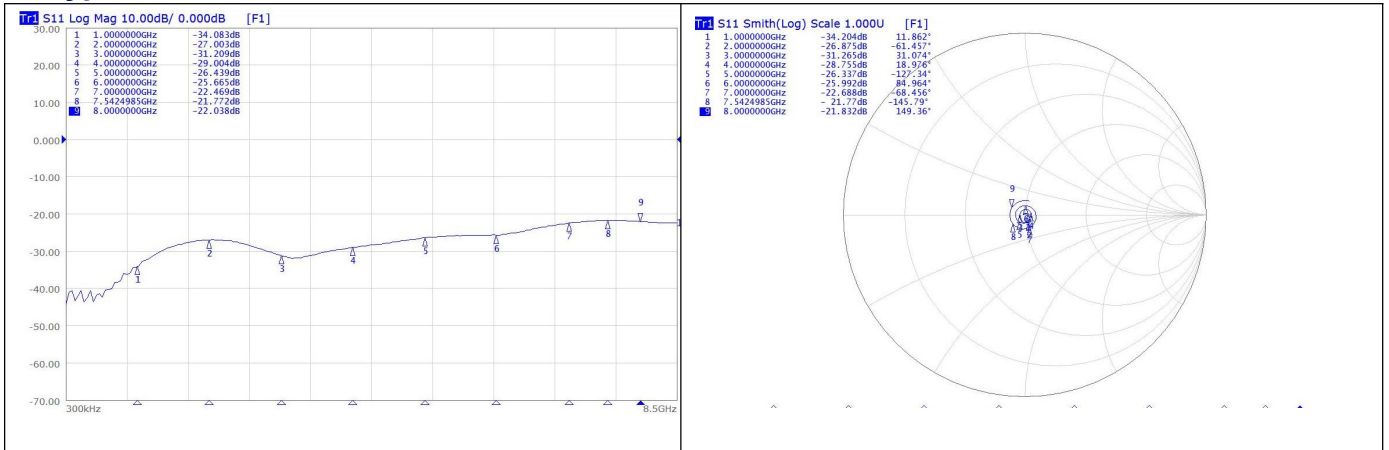
FAX: +86-816-2846565

218# Wenwu Middle Road, Jinkai District, Mianyang, Sichuan Province China

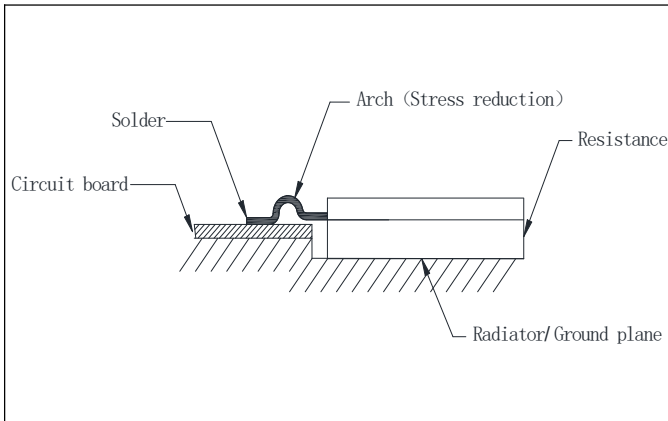
Ready For Tackling Your Trouble



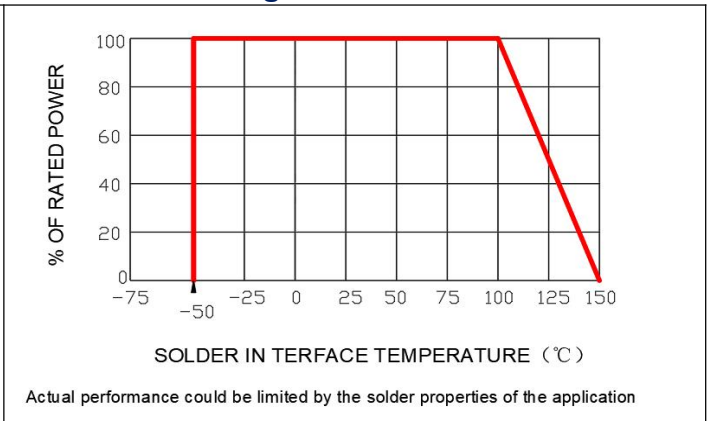
◆Typical Performance:



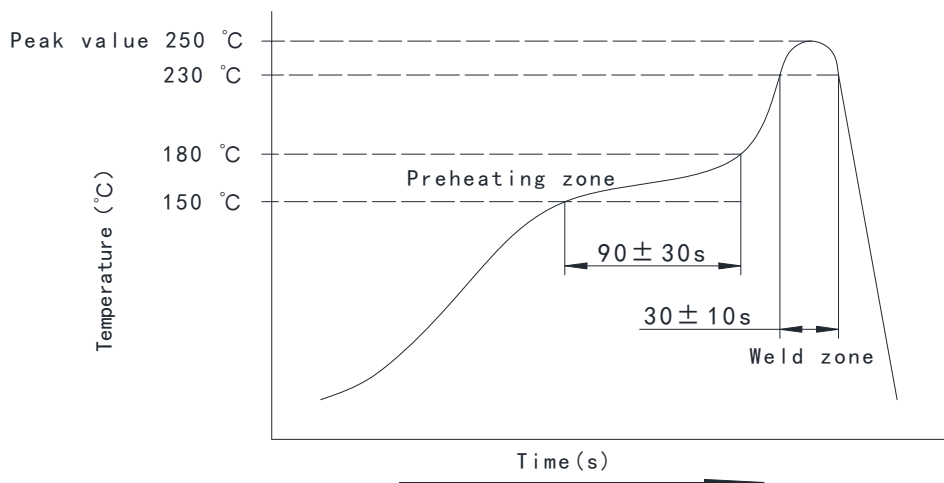
◆Installation method:



◆Power De-rating:

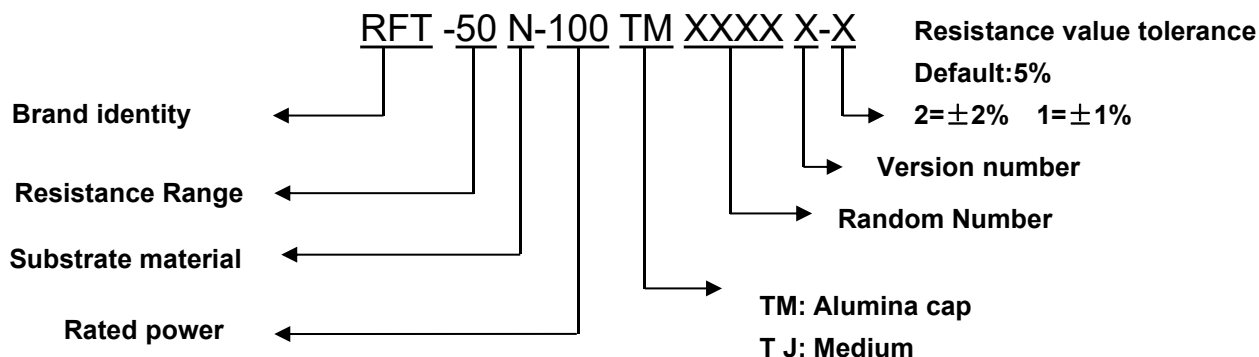


◆Reflow time and temperature diagram:





◆P/N Designation:



◆Matters needing attention

- After the storage period of newly purchased parts exceeds 6 months, attention should be paid to their weldability before use. It is recommended to store in vacuum packaging.
- Drill out the hot hole on the PCB and fill the solder.
- Reflow welding is preferred for bottom welding, please refer to Reflow introduction
- The manual welding wire should be used under the constant temperature condition of 350 degrees or below, and the welding time should be controlled within 5 seconds.
- In order to meet the requirements of the drawings, a radiator of sufficient size must be installed.
- Add air cooling or water cooling if necessary.
- ◆ Description:
 - Custom designed RF attenuators, RF resistors and RF terminals are available.