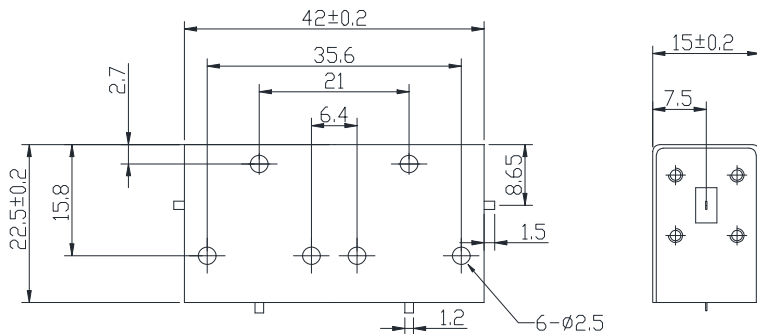
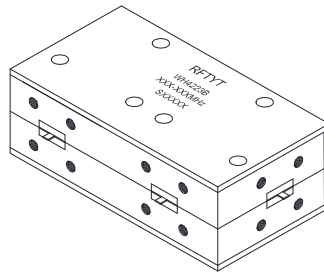


4.0 to 8.0 GHz Dual Junction Drop in Circulator

WHH4223B Strip line Type

Outline Drawing (mm): 



Features:

- ◇ Good temperature stability
- ◇ Withstand high power
- ◇ RoHS compliant
- ◇ Weight : ≈ g

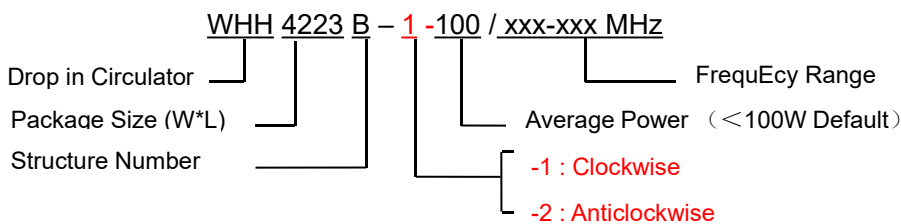
Material list:

- ◇ Shell: Steel
Coating: Bright Nickel
- ◇ Inner conductor: Brass
Coating: Silver

Application:

- ◇ Protect WHe power amplifier and
Installed at WHe Ed of RF power
amplifier
- ◇ Transceiver common antEna
- ◇ Medical,Communication,Security
VHF

Order Examples:



Connector Type:

S Type Connector Options					N Type Connector Options				
Port 1	Port 2	Port 3	Port 4	Abbreviation	Port 1	Port 2	Port 3	Port 4	Abbreviation
Female	Female	Female	Female	S	Female	Female	Female	Female	N
Female	Male	Male	Male	SKJJJ	Female	Male	Male		NKJJ
Male	Female	Female	Female	SJKKK	Male	Female	Male		NJKJ
Female	Female	Male	Male	SKKJJ	Female	Female	Male		NKKJ
Male	Male	Male	Male	SJ	Male	Male	Male		NJ

Basic Specifications :

Impedance	50 Ω
Connector Type	Strip line
Size(mm)	42.0*22.5*15.0
Operating Temp	-10~+60 $^{\circ}$ C
Storage temperature	-30~+70 $^{\circ}$ C

Specifications :

Model No. (X=1: \rightarrow Clockwise) (X=2: \leftarrow Anticlockwise)	Freq. Range GHz	IL. dB (max)	Isolation dB (min)	VSWR (max)	Forward Power W
WHH4223B-X/4.0-7.0GHz	4.0-7.0	1.0	36.0	1.30	30
WHH4223B-X/4.0-7.2GHz	4.0-7.2	1.0	36.0	1.30	30
WHH4223B-X/4.0-8.0GHz	4.0-8.0	1.2	36.0	1.30	30
WHH4223B-X/5.0-7.0GHz	5.0-7.0	1.0	38.0	1.25	30
WHH4223B-X/5.6-7.0GHz	5.6-7.0	1.0	38.0	1.25	30
WHH4223B-X/5.8-6.7GHz	5.8-6.7	1.0	38.0	1.25	30
WHH4223B-X/6.0-8.0GHz	6.0-8.0	0.8	38.0	1.25	30

**If the frequency range you need is not covered in the form.
Please contact us for details.**